


THE GALLERY COLLECTION



Original Gallery Collection products are  (anti copying in design) registered, and are therefore protected by UK design right. We will not compromise on quality, neither should you, so in order for you to receive products manufactured to the highest possible standards, insist only on a genuine Gallery Collection Fireplace.



DEALER STAMP

www.galleryfireplaces.co.uk

THE GALLERY COLLECTION



WELCOME TO THE GALLERY COLLECTION

The Gallery Collection presents an extensive range of traditional and contemporary fireplaces, combining supreme craftsmanship, quality materials and elegance in design.

Our desire is to provide you with a superb choice of fireplaces skillfully made with high quality materials, all fitted in your home by reputable retailers so you can enjoy the experience of buying and owning your individual fireplace.

For your convenience we have split this brochure into two sections - Stoves at the front and Firebaskets at the rear.

Featured in this brochure is a range of efficient cast iron stoves. The Firefox and the Tiger families in all their variations offer a compact range of sizes and options for multi fuel or gas burning. We are also proud to present a range of Clean Burn DEFRA approved wood burning stoves that allow the burning of kiln dried wood in smoke controlled cities and towns.

Please check the selection grid at the back of this **STOVES & FIREBASKETS** brochure or ask your retailer to help determine what products suit your particular circumstances. If your preferred combination of products is not shown, it does not mean they do not work together. There are many thousands of permutations and we are sure one of these will suit your taste.

CONTENTS

- | | |
|---------------------------------------|---|
| 03 TIGER MULTI FUEL STOVE | 22 SMALL CRADLE FIREBASKET |
| 04 TIGER GAS STOVE | 22 LARGE CRADLE FIREBASKET |
| 05 TIGER CLEAN BURN STOVE | 24 LARGE COTTAGE FIREBASKET |
| 06 FIREFOX 5 MULTI FUEL STOVE | 24 SMALL COTTAGE FIREBASKET |
| 07 FIREFOX 8 MULTI FUEL STOVE | 26 PULSE FIREBASKET |
| 09 FIREFOX 12 BOILER STOVE | 27 ASTRA FIREBASKET |
| 09 FIREFOX 12 MULTI FUEL STOVE | 28 ART DECO FIREBASKET |
| 10 FIREFOX 5 GAS STOVE | 30 QUEEN ANNE FIREBASKET |
| 10 FIREFOX 8 GAS STOVE | 30 CASTLE FIREBASKET |
| 10 FIREFOX 5 CLEAN BURN STOVE | 31 VALENCIA FIREBASKET |
| 11 FIREFOX 5 CLASSIC CLEAN BURN STOVE | 31 CROMWELL FIREBASKET |
| 12 FIREFOX 8 CLASSIC CLEAN BURN STOVE | 32 CONTEMPORARY BASKETS - RANGE AT A GLANCE |
| 13 KOOGA CLEAN BURN STOVE | 33 TRADITIONAL BASKETS - RANGE AT GLANCE |
| 14 LARGE NEXUS FIREBASKET | 34 ACCESSORIES - RANGE AT A GLANCE |
| 15 SMALL NEXUS FIREBASKET | 35 STOVES - RANGE AT A GLANCE |
| 16 ELAN FIREBASKET | 36 MANTELS - RANGE AT A GLANCE |
| 18 CANTILEVER FIREBASKET | 38 FIREBASKET DETAILS |
| 18 MATRIX FIREBASKET | 39 AFTERCARE & MAINTENANCE |
| 20 NEON FIREBASKET | |
| 20 KYRPTON FIREBASKET | |

KEY SYSTEM FOR FUEL TYPES

Many of our products can burn several different types of fuel. For example, the Matrix firebasket on page 19 is shown burning wood. This firebasket is also capable of burning multi fuel options such as coal or anthracite, gas, or can even utilise an electric insert that provides a realistic illuminated fuel bed with a 1 or 2kW electric fan heater. With each product displayed in this brochure, we will explain the particular fire that is shown, as well as indicate what alternative options are available using a simple key system. See below for a guide to the key system.



ELECTRIC



GAS



MULTI FUEL

When specified MULTI FUEL, all finishes of cast iron are suitable, however polished and highlighted products may tarnish.

CLEAN BURN STOVES

To burn fuel in a smoke controlled area the law determines that either the fuel should be smokeless or the appliance should be approved by DEFRA (The Department for Environment, Food and Rural Affairs). Our Gallery Clean Burn stoves have been approved by DEFRA for burning kiln dried wood.

FRONT COVER IMAGE: FIREFOX CLASSIC 8 CLEAN BURN STOVE

BACK COVER IMAGE: BARTELLO AGEAN LIMESTONE MANTEL WITH LARGE NEXUS MULTI FUEL FIREBASKET



TIGER MULTI FUEL STOVE
SHOWN IN A BRICK BUILT COUNTRY COTTAGE FIREPLACE

TIGER STOVE

TIGER MULTI FUEL STOVE

WITH OPTIONAL EUROPA STAND.
ALSO AVAILABLE FOR FIREFOX 5 & FIREFOX 8



THE TIGER+ MULTI FUEL STOVE



TIGER GAS STOVE

MANTEL: CONISTON 54 PORTUGUESE LIMESTONE, STOVE: TIGER GAS,
CHAMBER: NATURAL REEDED FIREBOARD (SLIPS NOT USED), HEARTH & BACK HEARTH: PORTUGUESE LIMESTONE

TIGER CLEAN BURN STOVE



TIGER CLEAN BURN STOVE

HEARTH: 48" SLABBED GRANITE HEARTH FOR MULTI FUEL, BACK HEARTH: SLABBED GRANITE HEARTH FOR MULTI FUEL



FIREFOX 5 MULTI FUEL STOVE (shown with optional wood burning kit)

MANTEL: 48" OAK VENEERED BEAM, CHAMBER: RED BRICK WITH FRONT RETURNS, HEARTH: BARLEY SLATE



FIREFOX 8 MULTI FUEL STOVE

HEARTH: 48" SLABBED GRANITE HEARTH FOR MULTI FUEL, BACK HEARTH: SLABBED GRANITE HEARTH FOR MULTI FUEL



FIREFOX 8 TD MULTI FUEL STOVE
HEARTH: SLATE



FIREFOX 12 MULTI FUEL STOVE
MANTEL: SOLID OAK BEAM, CHAMBER: RED BRICK WITH FRONT RETURNS, HEARTH: BARLEY SLATE

FIREFOX STOVE



FIREFOX 12B BOILER STOVE
SHOWN IN TRADITIONAL COTTAGE BRICK FIREPLACE



OUTPUT TO WATER	OUTPUT TO ROOM
Nominal output when burning wood 7.4kW	6.2kW
Nominal output when burning solid fuel 8kW	4.8kW

THE FIREFOX 12B IS EQUIPPED WITH AN EFFICIENT BOILER THAT NOT ONLY WARMS YOUR ROOM BUT WILL RUN UP TO 8 RADIATORS AND ALSO HEAT YOUR HOUSEHOLD WATER.

FIREFOX STOVE



FIREFOX 5 GAS STOVE

MANTEL: DURREINGTON 42 PORTUGUESE LIMESTONE,
CHAMBER: NATURAL REEDED FIBREBOARD (SLIPS NOT USED), HEARTH & BACK HEARTH: PORTUGUESE LIMESTONE



FIREFOX 8 GAS STOVE

MANTEL: OAK HOWARD 53, CHAMBER: RED BRICK WITH FRONT RETURNS
AND OPTIONAL ARCH, HEARTH: 6" X 6" AUTUMN QUARRY TILE



FIREFOX 5 CLEAN BURN STOVE

MANTEL: BARTELLO AGEAN LIMESTONE, **CHAMBER:** RED BRICK, **SLIPS:** GRANITE, **HEARTH:** 54" SLABBED GRANITE FOR MULTI FUEL, **BACK HEARTH:** SLABBED GRANITE FOR MULTI FUEL



FIREFOX 5 CLASSIC CLEAN BURN STOVE

MANTEL: 48" OAK VENEERED BEAM, **CHAMBER:** RED BRICK WITH FRONT RETURNS, **HEARTH:** 48" SLABBED GRANITE FOR MULTI FUEL, **BACK HEARTH:** SLABBED GRANITE FOR MULTI FUEL



FIREFOX 8 CLASSIC **CLEAN BURN STOVE**
HEARTH: SLABBED GRANITE HONED FOR MULTI FUEL



KOOGA **CLEAN BURN STOVE**
HEARTH: SLABBED GRANITE FOR MULTI FUEL

The Gallery Collection presents an extensive range of traditional and contemporary firebaskets, combining supreme craftsmanship, quality materials and elegance in design.

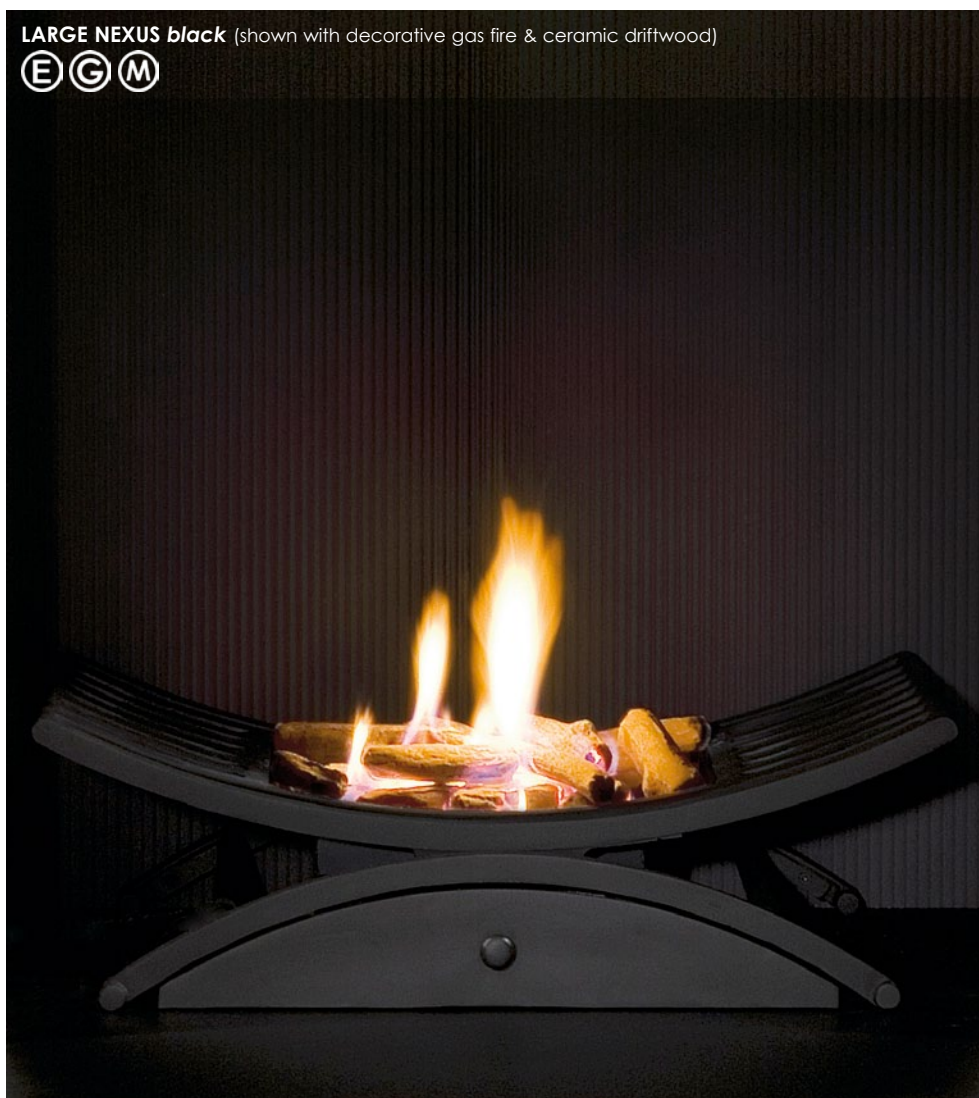
The following range of firebaskets has been divided into two sections according to style - CONTEMPORARY & TRADITIONAL.

We pride ourselves on the breadth and variety of choice of our products and are confident there is something to suit all tastes and budgets.

Each Firebasket is shown with a mantel and slip set or cast iron fascia, with mantel and hearth options given in the text below each fireplace pictured. In many cases a chamber lining is used to finish off the look.



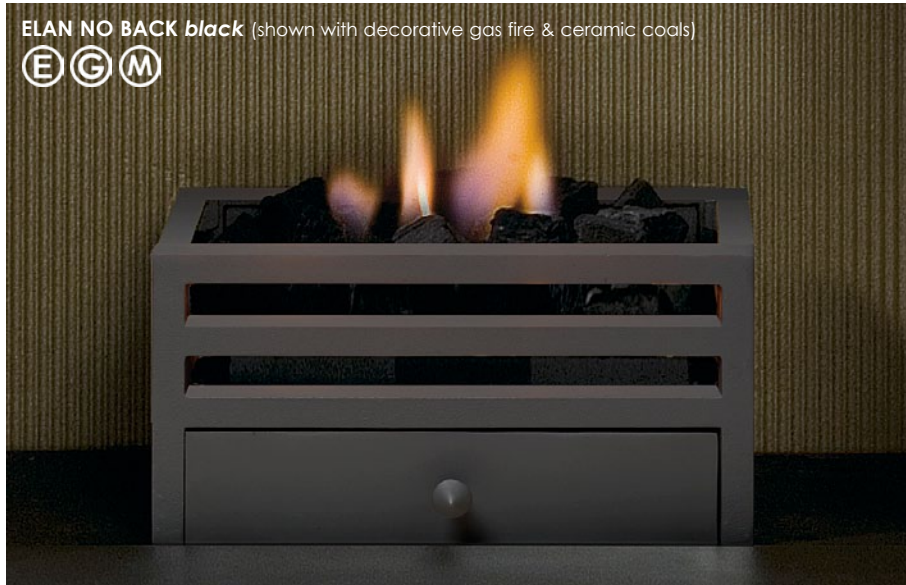
LARGE NEXUS black (shown with decorative gas fire & ceramic driftwood)



SMALL NEXUS chrome finish

CHAMBER: BESPOKE PORTUGUESE LIMESTONE, FIRE: DECORATIVE GAS FIRE WITH CERAMIC COALS.


ELAN NO BACK **black** (shown with decorative gas fire & ceramic coals)
E G M



ELAN NO BACK **full polished** (shown with decorative gas fire & ceramic coals)
E G M




ELAN WITH BACK **black** (shown with real logs)
E G M



E G M
ELAN WITH BACK **full polished**
MANTEL: RICHMOND 54 AGEAN LIMESTONE, FIRE: DECORATIVE GAS FIRE WITH CERAMIC FIREWOOD,
BASKET SLIPS: AGEAN LIMESTONE, CHAMBER: NATURAL REEDED FIREBOARD, HEARTH: 54" AGEAN LIMESTONE, BACK HEARTH: AGEAN LIMESTONE

CANTILEVER highlight (shown with decorative gas fire & ceramic firewood)




MATRIX full polished (shown with decorative gas fire & ceramic pebbles)



THE MATRIX black

MANTEL: MODENA 55 AGEAN LIMESTONE, **FIRE:** REAL LOGS, **BASKET SLIPS:** GRANITE, **CHAMBER:** BLACK PAINTED REEDED FIREBOARD, **HEARTH:** 54" SLABBED GRANITE FOR MULTI FUEL, **BACK HEARTH:** SLABBED GRANITE FOR MULTI FUEL

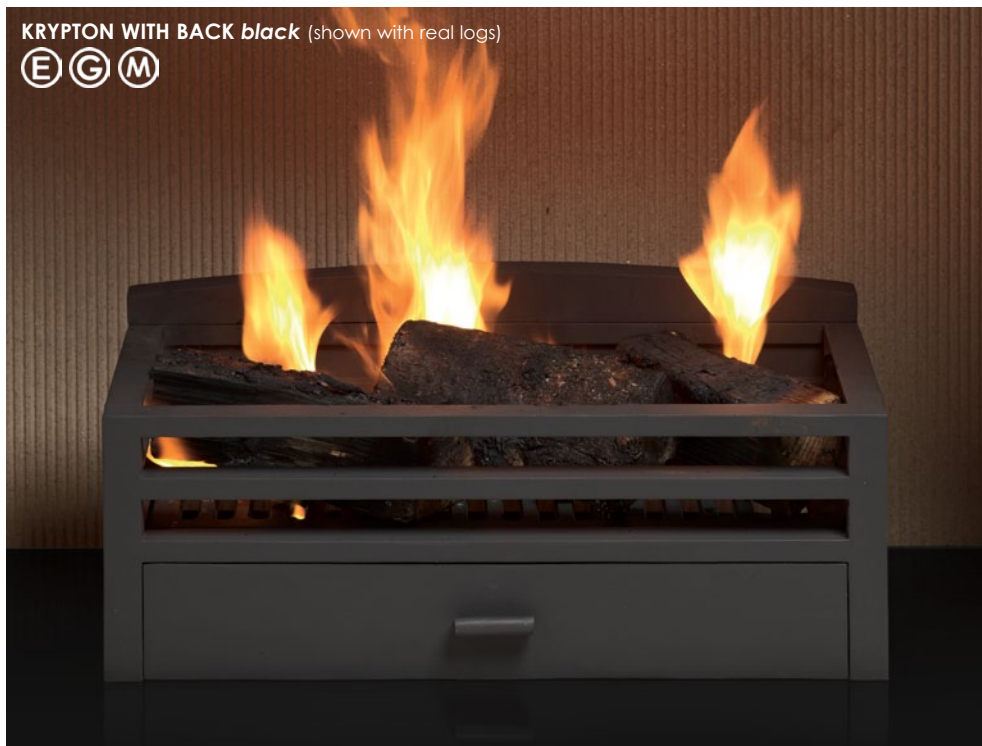
NEON NO BACK *full polished* (shown with decorative gas fire & ceramic firewood)



NEON WITH BACK *black* (shown with decorative gas fire & ceramic firewood)



KRYPTON WITH BACK *black* (shown with real logs)



CONTEMPORARY FIREBASKETS



KRYPTON NO BACK *full polished*

MANTEL: EVESHAM AGEAN LIMESTONE, FIRE: DECORATIVE GAS FIRE WITH CERAMIC LOGS, CHAMBER & SLIPS: AGEAN LIMESTONE, HEARTH: 54" AGEAN LIMESTONE, BACK HEARTH: AGEAN LIMESTONE

SMALL CRADLE *black side** (shown with real logs)



SMALL CRADLE *polished side** (shown with real logs)



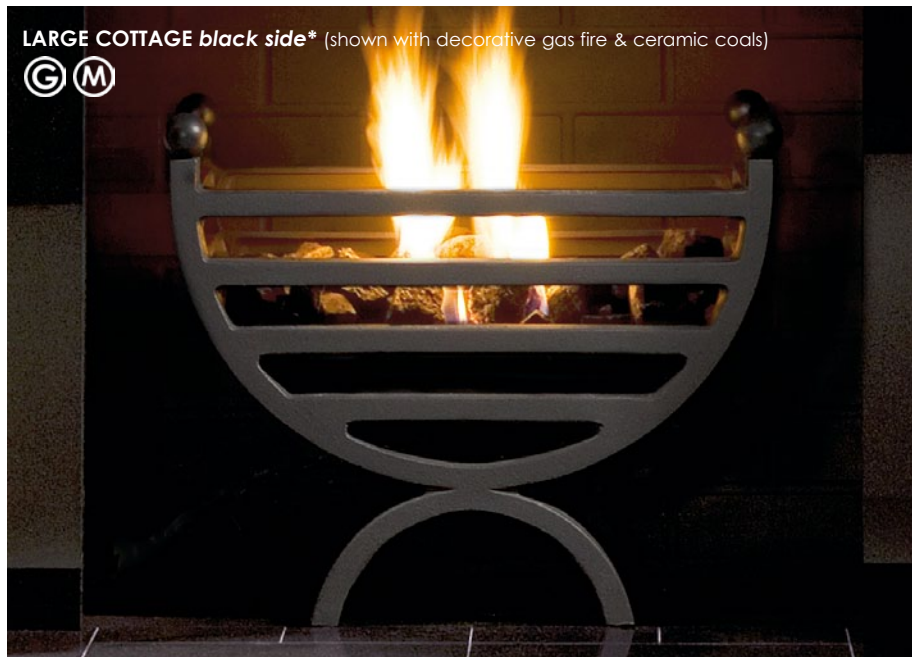
LARGE CRADLE *black side** (shown with real logs)




MANTEL: ASQUITH AGEAN LIMESTONE, FIRE: REAL LOGS, SLIPS: GRANITE, CHAMBER: BLACK PAINTED REEDED FIREBOARD, HEARTH: 54" SLABBED GRANITE FOR MULTI FUEL, BACK HEARTH: SLABBED GRANITE FOR MULTI FUEL



LARGE CRADLE *polished side**



LARGE COTTAGE *black side** (shown with decorative gas fire & ceramic coals)



LARGE COTTAGE *polished side** (shown with decorative gas fire & ceramic coals)



SMALL COTTAGE *black side** (shown with real logs)



SMALL COTTAGE *polished side*

MANTEL: WOBURN 54 AGEAN LIMESTONE, FIRE: DECORATIVE GAS FIRE WITH CERAMIC COALS, BASKET SLIPS: SLATE, CHAMBER: CAST IRON REEDED PANELS, HEARTH: 54" SLATE, BACK HEARTH: SLATE



PULSE chrome finish*

MANTEL: BROMPTON 51" AGEAN LIMESTONE, **FIRE:** DECORATIVE GAS FIRE WITH HIGH DEFINITION CERAMIC LOGS,
BASKET SLIPS: AGEAN LIMESTONE, **CHAMBER:** NATURAL REEDED FIREBOARD
 *PULSE BASKETS ARE REVERSIBLE BLACK AND CHROME



ASTRA chrome finish

MANTEL: GENOA 44" AGEAN LIMESTONE, **FIRE:** DECORATIVE GAS FIRE WITH CERAMIC DRIFTWOOD,
BASKET SLIPS: SLATE, **CHAMBER:** BLACK PAINTED REEDED FIREBOARD, **HEARTH:** 54" SLATE, **BACK HEARTH:** SLATE

CONTEMPORARY FIREBASKETS



ART DECO *black*

MANTEL: DELECTION 56 AGEAN LIMESTONE, FIRE: REAL LOGS, BASKET SLIPS: GRANITE, CHAMBER: BLACK PAINTED REEDED FIREBOARD, HEARTH: 60" SLABBED GRANITE FOR MULTI FUEL, BACK HEARTH: SLABBED GRANITE FOR MULTI FUEL



ART DECO *chrome finish*

MANTEL: BROMPTON 56 AGEAN LIMESTONE, FIRE: DECORATIVE GAS FIRE WITH CERAMIC COALS, BASKET SLIPS: SLATE, CHAMBER: BLACK PAINTED REEDED FIREBOARD, HEARTH: 54" SLATE, BACK HEARTH: SLATE

TRADITIONAL FIREBASKETS



QUEEN ANNE *highlight* (shown with decorative gas fire & ceramic coal)



CASTLE *black* (shown with decorative gas fire & ceramic coal)




16" CROMWELL *black* (shown with coal)
Also available in 18" version (see page 33)



16" VALENCIA NO BACK *black* (shown with coal)
Also available in 18" & 21" versions (see page 33)



18" VALENCIA WITH BACK *black* (shown with coal)
Also available in 21" version (see page 33)



CONTEMPORARY BASKETS - RANGE AT A GLANCE



NEON
FINISHES: POLISHED & BLACK
NO BACK: 375 (W) x 285 (D) x 190 (H)
WITH BACK: 375 (W) x 285 (D) x 230 (H)



ELAN NO BACK
FINISHES: POLISHED & BLACK
440 (W) x 300 (D) x 220 (H)



ELAN WITH BACK
FINISHES: POLISHED & BLACK
455 (W) x 300 (D) x 385 (H)



MATRIX
FINISHES: POLISHED & BLACK
515 (W) x 300 (D) x 395 (H)



ASTRA
FINISH: CHROME
425 (W) x 285 (D) x 225 (H)



PULSE
FINISH: CHROME & BLACK (REVERSIBLE)
455 (W) x 285 (D) x 250 (H)



SMALL NEXUS
FINISHES: CHROME & BLACK
GAS FIRE POSITION: 610 (W) x 315 (D) x 190 (H)
SOLID FUEL POSITION: 610 (W) x 315 (D) x 135 (H)



LARGE NEXUS
FINISHES: BLACK
GAS FIRE POSITION: 760 (W) x 430 (D) x 255 (H)
SOLID FUEL POSITION: 760 (W) x 430 (D) x 230 (H)



LARGE CRADLE
FINISH: POLISHED & BLACK (REVERSIBLE)
550 (W) x 250 (D) x 200 (H)



SMALL CRADLE
FINISH: POLISHED & BLACK (REVERSIBLE)
400 (W) x 250 (D) x 200 (H)

TRADITIONAL BASKETS - RANGE AT A GLANCE



16" CROMWELL
FINISH: BLACK
390 (W) x 280 (D) x 180 (H)



18" CROMWELL
FINISH: BLACK
455 (W) x 320 (D) x 170 (H)
ALSO AVAILABLE IN 16":
390 (W) x 280 (D) x 180 (H)



16" VALENCIA
AVAILABLE WITHOUT BACK ONLY
FINISH: BLACK
400 (W) x 330 (D) x 220 (H)



18" VALENCIA
AVAILABLE WITH OR WITHOUT BACK
SHOWN WITH BACK
FINISH: BLACK
NO BACK: 470 (W) x 335(D) x 220 (H)
WITH BACK: 470 (W) x 290 (D) x 475 (H)



21" VALENCIA
AVAILABLE WITH OR WITHOUT BACK
SHOWN WITH BACK
FINISH: BLACK
NO BACK: 550 (W) x 330 (D) x 220 (H)
WITH BACK: 550 (W) x 290 (D) x 500 (H)



LARGE COTTAGE
FINISH: POLISHED & BLACK REVERSIBLE
560 (W) x 280 (D) x 475 (H)



SMALL COTTAGE
FINISH: POLISHED & BLACK REVERSIBLE
485 (W) x 305 (D) x 365 (H)



CASTLE
FINISHES: BLACK WITH BRASS FINIALS
AND KNOB & HIGHLIGHT
570 (W) x 280 (D) x 440 (H)




ART DECO
FINISHES: POLISHED & BLACK
545 (W) x 245 (D) x 475 (H)



QUEEN ANNE
FINISH: HIGHLIGHT
590 (W) x 285 (D) x 580 (H)

All sizes in millimetres
Images are not to scale

MANTELS - RANGE AT A GLANCE



GENOA 44"
AVAILABLE IN AGEAN LIMESTONE



HENLOW 48"
AVAILABLE IN AGEAN LIMESTONE



WOBURN 54"
AVAILABLE IN AGEAN LIMESTONE



DELECTION 56"
AVAILABLE IN AGEAN LIMESTONE



CLARENDON 56"
AVAILABLE IN AGEAN LIMESTONE



STOURHEAD 56"
AVAILABLE IN AGEAN LIMESTONE



SIENNA 51" & 54"
AVAILABLE IN AGEAN LIMESTONE



RICHMOND 54"
AVAILABLE IN AGEAN LIMESTONE



BARCELLO 54"
AVAILABLE IN AGEAN LIMESTONE



BROMPTON 51", 56" & 60"
AVAILABLE IN AGEAN LIMESTONE
BROMPTON 56"
AVAILABLE IN CARRARA MARBLE



EVESHAM 56"
AVAILABLE IN AGEAN LIMESTONE
(SHOWN WITH REMOVABLE FRIEZE)



ASQUITH 55"
AVAILABLE IN AGEAN LIMESTONE



MODENA 55"
AVAILABLE IN AGEAN LIMESTONE



KINGSTON 56"
AVAILABLE IN AGEAN LIMESTONE
& CARRARA MARBLE.

KINGSTON 63"
AVAILABLE IN CARRARA MARBLE

MANTEL SIZES (All sizes in mm)

STONE	A	B	C	D	E	F	G
ASQUITH 55"	1405	1235	915	915	1235	215	75
BARTELLO 54"	1370	1165	910	910	1255	200	75
BROMPTON 51" *	1295	1110	865	890	1195	200	75
BROMPTON 56" *	1420	1135	915	915	1335	200	75
BROMPTON 60" *	1525	1160	965	930	1425	200	75
CLARENDON 56" *	1420	1135	915	915	1335	200	75
DELECTION 56"	1420	1170	915	915	1430	185	75
EVESHAM 56"	1420	1240	915	915	1315	200	75
GENOA 44"	1120	1015	815	840	1120	125	25
HENLOW 48"	1220	1100	815	890	1145	200	25
KINGSTON 56" *	1420	1135	880	915	1280	260	75
KINGSTON 63" *	1600	1235	1005	1005	1505	260	75
MODENA 55"	1405	1135	915	915	1235	215	75
RICHMOND 54" *	1370	1155	915	915	1260	220	75
SIENNA 51"	1295	1085	865	865	1195	200	75
SIENNA 54"	1370	1125	865	865	1270	200	75
STOURHEAD 56" *	1420	1135	915	915	1335	230	75
WOBURN 54"	1370	1155	865	915	1270	200	75

Real stone has long been a distinctive material for fireplace mantels. As these are natural products each one will be unique, please visit your local Gallery retailer to see samples of the real thing. For dimensions please refer to the table above.

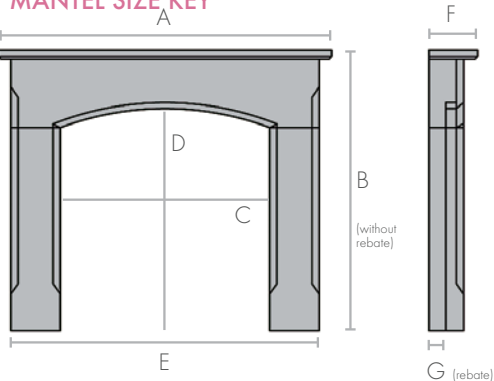


AGEAN LIMESTONE CARRARA MARBLE OAK PINE

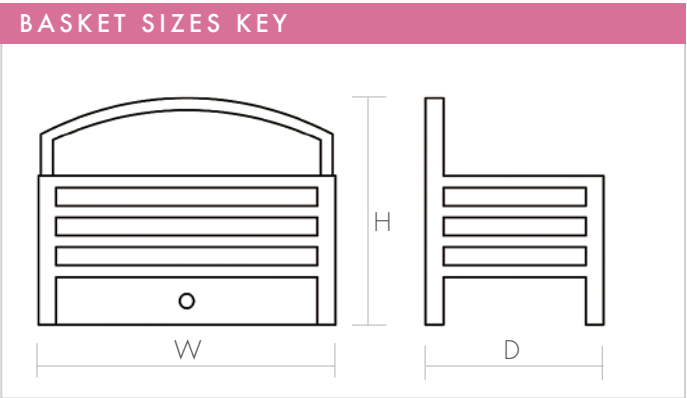
TIMBER	A	B	C	D	E	F	G
PINE BEDFORD 42"	1065	1105	710	850	990	220	25 - 75
PINE BEDFORD 48"	1219	1180	865	915	1145	215	25 - 75
PINE BEDFORD 54"	1370	1195	915	915	1260	215	25 - 75
PINE DANESBURY 54"	1370	1175	900	900	1245	190	25 - 75
PINE GRAND CORBEL 54"	1370	1180	915	915	1260	215	25 - 75
PINE GRAND CORBEL 60"	1525	1180	915	915	1345	222	25 - 75
OAK HOWARD 53"	1345	1195	920	915	1265	170	25 - 75
PINE LINCOLN 48"	1220	1130	840	890	1145	180	25 - 75
PINE LINCOLN 54"	1370	1155	915	915	1245	180	25 - 75
PINE ROUNDEL 44"	1120	1040	725	825	1005	150	25
PINE WORCESTER 54"	1370	1180	915	915	1245	190	25 - 75

All dimensions are ±12mm.
* These mantels have the added benefit that the legs can be moved further apart by up to 50mm if required

MANTEL SIZE KEY



BASKET SIZES	POLISHED	BLACK	CHROME	HIGHLIGHT	SIZES			CLASS 1	CLASS 2	ELECTRIC
					W	D	H			
BASKET										
ART DECO	✓	✓			545mm	245mm	475mm	✓	✓	✓
ASTRA *			✓		425mm	285mm	225mm	✓	✓	
CANTILEVER *				✓	555mm	320mm	255mm	✓	✓	✓
CASTLE		✓		✓	570mm	280mm	440mm	✓		✓
COTTAGE - SMALL *	✓	✓			485mm	305mm	365mm	✓	✓	
COTTAGE - LARGE	✓	✓			560mm	280mm	475mm	✓		
CRADLE - SMALL	✓	✓			400mm	250mm	200mm	✓		
CRADLE - LARGE	✓	✓			550mm	250mm	200mm	✓		
CROMWELL 16"		✓			390mm	280mm	180mm	✓		
CROMWELL 18"		✓			455mm	320mm	170mm	✓		
ELAN NO BACK *	✓	✓			440mm	300mm	220mm	✓	✓	✓
ELAN WITH BACK *	✓	✓			455mm	300mm	385mm	✓	✓	✓
KRYPTON WITH BACK	✓	✓			530mm	260mm	235mm	✓		✓
KRYPTON NO BACK	✓	✓			530mm	260mm	190mm	✓		✓
MATRIX	✓	✓			515mm	300mm	395mm	✓		✓
NEON NO BACK	✓	✓			375mm	285mm	190mm	✓	✓	✓
NEON WITH BACK	✓	✓			375mm	285mm	230mm	✓	✓	✓
NEXUS - SMALL (SOLID FUEL)		✓			610mm	315mm	135mm	✓		✓
NEXUS - SMALL (GAS)*		✓	✓		610mm	315mm	190mm	✓	✓	✓
NEXUS - LARGE (SOLID FUEL)		✓			760mm	430mm	230mm	✓		✓
NEXUS - LARGE (GAS)*		✓			760mm	430mm	255mm	✓	✓	✓
PULSE*		✓	✓		455mm	285mm	250mm	✓	✓	
QUEEN ANNE				✓	590mm	285mm	580mm	✓		✓
VALENCIA 16" NO BACK		✓			400mm	330mm	220mm	✓	✓	✓
VALENCIA 18" NO BACK *		✓			470mm	335mm	220mm	✓	✓	✓
VALENCIA 18" WITH BACK		✓			470mm	290mm	475mm	✓	✓	✓
VALENCIA 21" NO BACK		✓			550mm	330mm	220mm	✓		✓
VALENCIA 21" WITH BACK		✓			550mm	290mm	500mm	✓		✓



- NOTES
- * High definition log set available for these baskets
 - All products (except chrome finish) are suitable for burning solid fuel, however polished and highlighted products may tarnish. Only burn small fires to start with in order to temper the cast iron.
 - Before committing to a fireplace, please discuss your particular installation with your retailer who will provide expert advice and carry out a survey.
 - All dimensions are provided as a guide only and are subject to a tolerance of $\pm 12\text{mm}$.
 - Most fires have a remote control option, please ask your retailer.

Understanding your new gallery fireplace.



CAST IRON

All the cast iron products are delivered with a protective, oil-based coating on polished surfaces. This should be cleaned off during

installation. It is recommended that a spray-type oil is applied from time to time in order to avoid surface rust appearing. Ensure that the room in which the cast iron product is being installed is thoroughly dry. For example recently plastered walls cause high levels of moisture in the atmosphere and, as a result, rust is likely to occur.

Under no circumstances should a water-based cleaner or polish be used to clean cast iron products.

When using ceramic fuel, ensure that these do not touch any of the polished surfaces as this will help to minimise the possibility of thermal discolouration.

High temperature paint is used on the black and graphite products where fires will burn. This paint will eventually burn off. A proprietary, high temperature paint can be used to recoat your fireplace. Such paint is available from your retailer.

There are some very high temperature burning fuels which can cause damage to any fireplace. Please refer to the Solid Fuel Association (www.solidfuel.co.uk) recommendations and use an approved coal merchant as your supplier. No responsibility can be accepted if high temperature fuels have been used or if there is excessive draft. If in doubt we recommend the use of a clay fire back. Its your responsibility to burn smoke free fuels if you live in a smoke free zone.

Clean ash away regularly as a build up beneath the fire will cause the grate to burn out quickly. The grate is a consumable part of your fire and will need replacement from time to time, depending on the frequency and burning temperature of your fires.

PLEASE NOTE

Your Gallery fireplace is made up of a number of different components and it is important to ensure that your installer has the necessary qualifications and experience to fit ALL the components of a fireplace.



GAS FIRES

A gas fire is a technical piece of equipment and, just like a gas boiler needs regular servicing. Please ensure that you have your

gas fire serviced regularly by a Gas Safe Register (Board Gais in ROI) registered installer.




LIMESTONE

All our limestone products are delivered pre-sealed in order to minimise any marks created during fitting. Once installed your fitter

should clean and re-seal your limestone products using Gallery Collection aftercare products where applicable. Further sealing should not be necessary.

The stone mantels pictured are manufactured from 100% natural material. As such the mantel you will purchase will be unique due to the inevitable variations in fossil formation, veining and colour. This is one of the great attractions of 100% pure natural products. Please be aware that small fossils and variations in the limestone are part and parcel of this wonderful natural product.



MARBLE

Marble products may have small amounts of colour-matched filler to give the impression of a continuous surface. The nature of marble

is such that when it is formed in the earth, some small cracks are created too. The marble that is selected for the mantels shown in this brochure has been chosen to provide affordable quality, thus some minor cracks have been permitted. To achieve a perfect piece of marble with no imperfections at all means a huge amount of wastage. This has two principal effects, the product becomes prohibitively expensive and the natural resources are depleted too quickly - a much more harmful approach to the world's environment.

General information

- The colours shown in the brochures are as accurate as possible, but if the colour you require is critical then please consult your retailer before basing all your decisions on the colours shown here.
- Please also note that shading and crazing are characteristics of the glazed tiles used in tiled inserts and tiled hearths.
- There are occasions when designs, or products are altered or discontinued without prior notice (a reserved right), so if you are about to set your heart on a particular fireplace, please consult your retailer before making that final commitment
- All installations must be carried out in accordance with the requirements set out in the Building Regulation documents, in particular, Approved Document J. There are independent bodies which have been approved to carry out installations in accordance with these regulations.

For gas installations the most recognised independent body is Gas Safe Register (Board Gais in ROI) and for solid fuel installations it is HETAS.

Please confirm with your retailer that your new fireplace will be installed appropriately. If you have your new fireplace fitted by a Gas Safe Register (Board Gais in ROI) or HETAS registered fitter you will be given a certificate stating that your installation has been carried out in accordance with the Building Regulations. If you do not have one of these certificates then you will have to arrange for your local Building Control Officer to inspect your installation and approve it.